



## Centre for Distance & Online Education (CDOE)

### Central University of Himachal Pradesh

(ESTABLISHED UNDER CENTRAL UNIVERSITIES ACT 2009)

Accredited by NAAC with A + Grade with CGPA of 3.42”

Dharamshala, Himachal Pradesh-176215 - INDIA



1

### **SPECIFIC INSTRUCTIONS TO FOLLOW DURING THE TEST**

1. Ensure your devices (laptop and mobile phone both) have a working **camera** and **microphone**, and grant permission to access them when prompted by the application.
2. Use the **latest version of Google Chrome** browser.
3. Set your **Time Zone** to **India (Asia/Calcutta)** and ensure **automatic time synchronization** is enabled. In case, you are travelling abroad or taking examination from outside India, even then you are required to set Time Zone as **India (Asia/Calcutta)**.
4. **To ensure your system and device are compatible, please test them by clicking on this link:** <https://cuhpexam.ucanapply.com/onlineexam/public/check>

### **SYSTEM REQUIREMENTS FOR ONLINE PROCTORED EXAM**

To ensure a smooth experience during the online proctored examination, your system must meet the following requirements:

#### **First Device: Laptop/Desktop**

**Operating System:** Windows 10 or later

**Webcam:** Functional, minimum resolution 640x480 pixels

**Microphone:** Clear and functional (**Headphones/Earphones are not allowed**)

**Processor:** Intel Core i3 or equivalent and above

**RAM:** Minimum 4 GB (**8 GB recommended**)

**Storage:** At least 500 MB of free space

**Internet:** Stable connection with **2-5 Mbps upload/download speed** (wired connection preferred)

**VPN/Proxy:** Must be **disabled**

**Firewall/Antivirus:** Should **not block** the exam portal

#### **Second Device: Mobile(Android)**

**Operating System:** Android 10.0 or above

**Processor:** Octa-core (e.g., Snapdragon 600 series or higher)

**RAM:** Minimum 4 GB or above

**Storage:** At least 500 MB of free space

**Camera:** Front camera required

**Internet:** Minimum **2-5 Mbps** (Wi-Fi preferred over mobile data)

You need to install '**UCanAssess**' App from the Google play store or from the link given:

[https://play.google.com/store/apps/details?id=com.ucanapply.ucanassess&pcampaignid=web\\_share](https://play.google.com/store/apps/details?id=com.ucanapply.ucanassess&pcampaignid=web_share)

#### **Additional Environment Requirements**

- Ensure you are in a **well-lit, quiet, and distraction-free room**.
- **No background disturbances** should be present during the exam.



**Centre for Distance & Online Education (CDOE)**

**Central University of Himachal Pradesh**

(ESTABLISHED UNDER CENTRAL UNIVERSITIES ACT 2009)

Accredited by NAAC with A + Grade with CGPA of 3.42”

Dharamshala, Himachal Pradesh-176215 - INDIA



### **A sample setup for appearing in the Online End-Semester Examination**

The image below shows the recommended setup for taking the online examination:



Ensure that your laptop, power bank, and mobile device are fully charged, and that you have access to an uninterrupted power supply (such as an inverter). You may use a desktop PC instead of a laptop, provided it is equipped with a functioning webcam and microphone.

Candidates must also keep an Android mobile phone or a second device ready. This device should have a working camera and microphone, which will be used to capture the room view from the side or back, in addition to the laptop/PC being used for the exam.

Please install the UCanAssess app from the Google Play Store using the following link:

<https://play.google.com/store/apps/details?id=com.ucanapply.ucanassess>



**Centre for Distance & Online Education (CDOE)**

**Central University of Himachal Pradesh**

(ESTABLISHED UNDER CENTRAL UNIVERSITIES ACT 2009)

“Accredited by NAAC with A + Grade with CGPA of 3.42”

Dharamshala, Himachal Pradesh-176215 - INDIA



If you do not have a proper mobile stand to position your phone on the side, you can easily create one using a simple method demonstrated below, requiring only a knife and a regular paper cup.

**Step 1 :** Paper Cup + Knife



**Step 2 :** Mark a 1 cm thick slot on the bottom of the cup



**Step 3:** Cut the slot using the knife



**Step 4 :** Prop up the mobile in the cut slot and adjust if required.





## Centre for Distance & Online Education (CDOE)

### Central University of Himachal Pradesh

(ESTABLISHED UNDER CENTRAL UNIVERSITIES ACT 2009)

“Accredited by NAAC with A + Grade with CGPA of 3.42”

Dharamshala, Himachal Pradesh-176215 - INDIA



## Exam Instructions:

### **For 2 Credit Course**

**Section A: Objective Type Questions (MCQ / True-False / Fill in the Blanks) Total Marks (ESE): 70**

5 Questions × 1 Mark each **Total Marks: 5**

**Section B: Short Answer Questions (100–120 words)**

Attempt any **2 out of 4** questions

2 Questions × 10 Marks each **Total Marks: 20**

**Section C: Long Answer Questions (200–250 words)**

Attempt any **3 out of 6** questions

3 Questions × 15 Marks each **Total Marks: 45**

### **For 4 Credit Course**

**Section A: Objective Type Questions (MCQ / True-False / Fill in the Blanks) Total Marks (ESE): 140**

10 Questions × 1 Mark each **Total Marks: 10**

**Section B: Short Answer Questions (100–120 words)**

Attempt any **4 out of 6** questions

4 Questions × 10 Marks each **Total Marks: 40**

**Section C: Long Answer Questions (200–250 words)**

Attempt any **6 out of 9** questions

6 Questions × 15 Marks each **Total Marks: 90**

2. Examination Conduct and Fair Practices: You will be under surveillance throughout the exam. through AI-enabled system and online invigilator. Do not move away from your seating position. Avoid any discussions, whether in person, over the phone, or through any other means.

3. Internet Connectivity Issues: If your internet connection is lost during the exam and does not resume by the time you finish, contact the helpline (01141170360) immediately for assistance.



**Centre for Distance & Online Education (CDOE)**

**Central University of Himachal Pradesh**

(ESTABLISHED UNDER CENTRAL UNIVERSITIES ACT 2009)

“Accredited by NAAC with A + Grade with CGPA of 3.42”

Dharamshala, Himachal Pradesh-176215 - INDIA

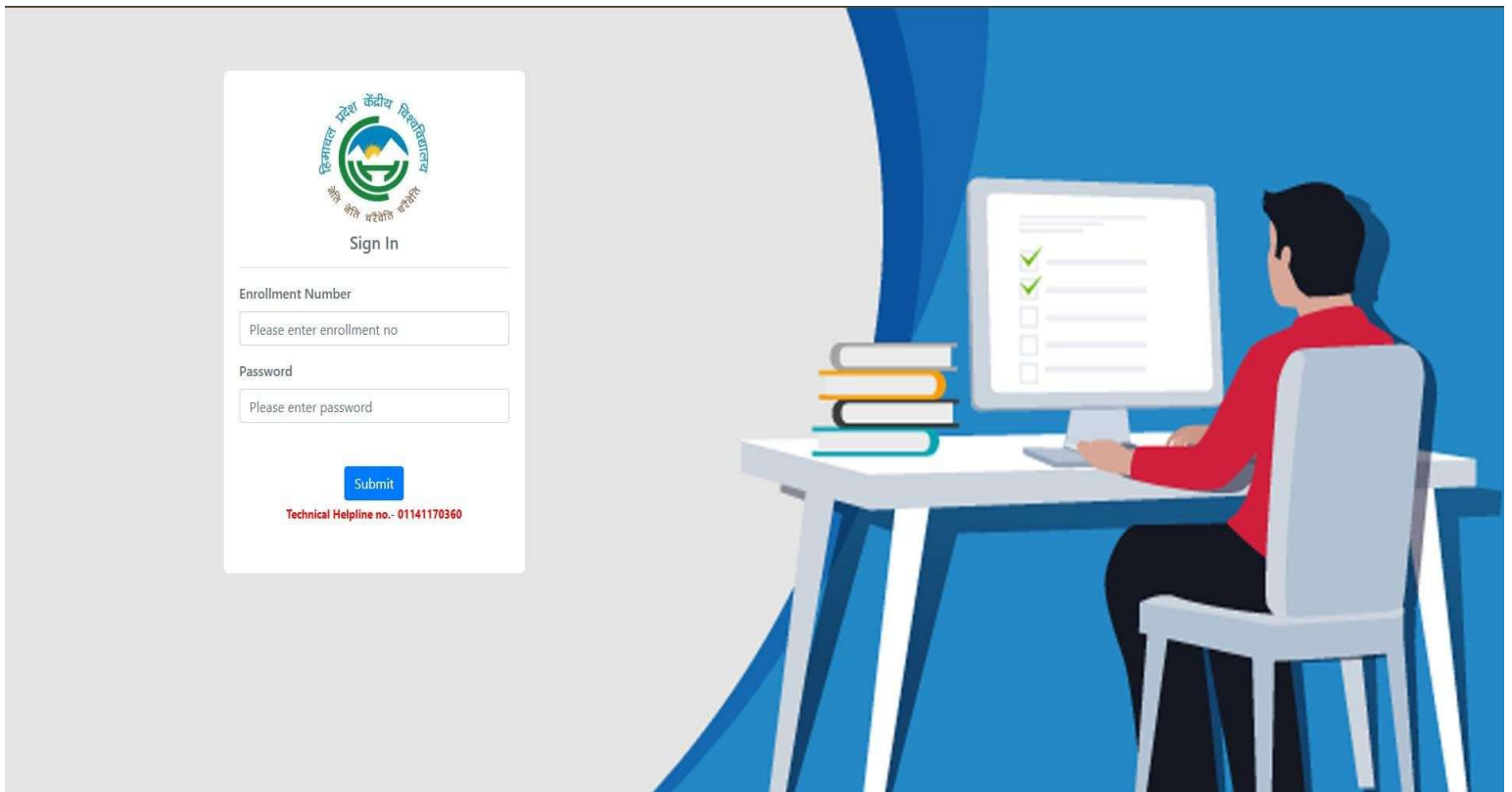


## **How To Start and End The Test**

Open the latest version of **Google Chrome (recommended)** on a **Windows** device and click on the following link: <https://cuhpexam.ucanapply.com/onlineexam/public/>

**This will redirect you to the Login Page, as shown in the screenshot below. Log in using your CDOE Enrolment No and Password received via e-mail and mobile phone.**

**Note: MacBook and iPhone devices are not allowed.**



Candidates are advised to log in at the scheduled time atleast 60 minutes before the examination.

There shall be **same Login credentials for Mock Exercise / Mock Test and final End-Semester Examination.** These will be **shared with candidates through their registered e-mail ID and registered mobile number with CDOE.** **Your CDOE Enrolment Number shall be your user name for login.**



**Centre for Distance & Online Education (CDOE)**  
**Central University of Himachal Pradesh**  
(ESTABLISHED UNDER CENTRAL UNIVERSITIES ACT 2009)  
“Accredited by NAAC with A + Grade with CGPA of 3.42”  
Dharamshala, Himachal Pradesh-176215 - INDIA



You will be directed to a panel displaying all the examination instructions. After carefully reading them, check the box to confirm, and a list of subjects will appear below. Then, select your subject to proceed.

The screenshot shows a user interface for an examination. On the left, there is a blue sidebar with a 'Sign Out' button and a 'TIME' display showing 17:54:46. The main content area is white and contains the following sections:

- System Requirements:**
  - Operating System: Android 10.0 or above
  - Processor: Octa-core (e.g., Snapdragon 600 series or higher)
  - RAM: Minimum 4 GB or above
  - Storage: At least 500 MB of free space
  - Camera: Front camera required
  - Internet: Minimum 2-5 Mbps (Wi-Fi preferred over mobile data)
- Additional Environment Requirements:**
  - Ensure you are in a well-lit, quiet, and distraction-free room.
  - No background disturbances should be present during the exam.
- A checkbox labeled "I agree and declare that I fulfill all the technical requirements( OS, internet speed / stable connection / uninterrupted power supply etc for taking this Test)." is checked.
- List Of Subjects Available For Examination Now:** A list containing "DEMO01-MOCK EXAM" and "MOCK EXAM(DEMO02)".
- Upcoming Schedule:** A list containing "DEMO01 : MOCK EXAM ( 09-05-2026 : 01:00 PM - 05:00 PM )" and "DEMO02 : MOCK EXAM ( 12-05-2026 : 10:00 AM - 05:00 PM )".

Please press the 'Check Camera and Browser' button and allow the required permissions.

The screenshot shows the examination interface after the subject has been selected. The sidebar on the left shows the 'TIME' as 17:55:19. The main content area is white and contains the following sections:

- Exam Information:**
  - 4 Questions \* 10 Marks each **Total Marks: 40**
  - Section C: Long Answer Questions(200-250 words)
  - Attempt any 6 out of 9 questions
  - 6 Questions \* 15 Marks each **Total Marks: 90**
- Examination Conduct and Fair Practices:** You will be under surveillance throughout the exam. Do not move away from your seating position. Avoid any discussions, whether in person, over the phone, or through any other means.
- Internet Connectivity Issues:** If your internet connection is lost during the exam and does not resume by the time you finish, contact the helpline (01141170360) immediately for assistance.
- For any problem resolution, you can contact our helpline number 01141170360**
- Exam Information Table:**

|                                 |                              |
|---------------------------------|------------------------------|
| Examination : MOCK EXAM(DEMO02) | Current User : AJIT KUMARI . |
| Total Screen Questions : 5      | Total Duration : 10 Hours    |
| Marks : 0                       |                              |
- At the bottom, there are two buttons: "Back To Home" (yellow) and "Check Camera & Browser" (blue).



## Centre for Distance & Online Education (CDOE)

### Central University of Himachal Pradesh

(ESTABLISHED UNDER CENTRAL UNIVERSITIES ACT 2009)

“Accredited by NAAC with A + Grade with CGPA of 3.42”

Dharamshala, Himachal Pradesh-176215 - INDIA



When you click on “Check Camera & browser” it will run a dependency check and prompt you to grant permissions for the camera, microphone, and location. Please ensure that all these permissions are allowed.

Please click on “Take Photo” and proceed further

**INSTRUCTIONS (To be ensured during the Test)**

1. Please ensure that your device has camera and microphone facilities and you provide the permission to access them when the application asks for it.
2. Please ensure you are using latest version of Chrome browser.
3. Please ensure your Timezone is set to India i.e. "Asia Calcutta" and Time is set for "Auto sync".
4. If "support WebRTC" is coming with a "X" mark then you are likely using an old version of Chrome. Please update to latest version and then try the test again.
5. Please ensure all the tabs are highlighted with a green tick/mark.

**Take Snapshot to Continue..**

|                           |  |   |
|---------------------------|--|---|
| 1. Browser :              | Chrome   | ✓ |
| 2. Support WEBRTC :       |  | ✓ |
| 3. Found webeam devices : | 1 webeam devices Found   | ✓ |
| 4. Device :               | Laptop/System  | ✓ |
| 5. Webcam permissions :   |  | ✓ |
| 6. Location permission :  | Location: Raipur, Chhattisgarh, India (lat: 21.23581, lon: 81.66992) | ✓ |

[Cancel & Go Back](#) [Retry Permissions](#) [Reset Permissions](#)

**Camera**

[Take Photo](#)

Next page will then prompt you to “Set the Second Device” as shown below. You need to pair your second device (Device 2 i.e. Mobile Phone), which must already have the UCanAssess app installed on it.



## Centre for Distance & Online Education (CDOE)

# Central University of Himachal Pradesh

(ESTABLISHED UNDER CENTRAL UNIVERSITIES ACT 2009)

“Accredited by NAAC with A + Grade with CGPA of 3.42”

Dharamshala, Himachal Pradesh-176215 - INDIA



4. भाग I: अति लघु उत्तरीय प्रश्न। प्रतिक्रियाएँ 20-30 शब्द लंबी होनी चाहिए।  
4. भाग II: लघु उत्तरीय प्रश्न। प्रतिक्रियाएँ 30-50 शब्द लंबी होनी चाहिए।  
4. भाग III: दीर्घ उत्तरीय प्रश्न। प्रतिक्रियाएँ 100-150 शब्द लंबी होनी चाहिए।

4. उत्पीड़नारों को AI4 शीट के पहले पन्ने पर अपना पंजीकरण नंबर, नाम, विषय और सारीख लिखनी होगी। इसके अतिरिक्त, सभी पृष्ठों को क्रमबद्ध किया जाना चाहिए।

5. परीक्षा संवाहन और निष्पन्न आवश्यकताएं:

- पूरी परीक्षा के दौरान आप पर निगरानी रखी जाएगी।
- अपना बैटरी को निर्यात से दूर न जाए।
- फिरसी भी चर्चा से बचें, चाहे व्यक्तिगत रूप से, फोन पर, या किसी अन्य माध्यम से।

6. इंटरनेट कनेक्टिविटी सुनिश्चित करें:

- यदि परीक्षा के दौरान आपका इंटरनेट कनेक्शन खो जाता है और समाप्त होने तक फिर से शुरू नहीं होता है, तो अद्यतन के लिए दूरत देखसलादन () पर संपर्क करें।

| Exam Information               |   |
|--------------------------------|---|
| Examination : DEMO01-MOCK EXAM | Current User : AJIT KUMAR1..                      |
| Total Screen Questions : 10    | Total Duration : 1 Hour                           |
| Marks : 100                    | Total Time Remaining: 2 hours 1 minute 14 seconds |

[Back To Home](#) [Set Second Device](#)

**NOTE:** In order to reduce / remove any disturbances (due to incoming phone calls or messages on mobile phone) during examination, you are advised to either *use Mobile Phone (second device) without SIM Card OR Keep your Mobile Phone (second device) in FLIGHT MODE, but with strong wi-fi / broadband internet connectivity.* This will also help in reducing less battery usage and reduce mobile battery drainage.

To pair Device 2 (Mobile Phone), click on the “Set Second Device” button on the screen and scan the displayed QR code using your mobile phone through the UCanAssess app.

Home | Scan to connect second device

Scan to connect second device

This examination requires that you give the examination from one device (laptop) & connect your mobile phone or tablet also with the system. The second device also needs to have a functional camera / microphone and once connected needs to be kept as shown in the image on the right. Please scan the displayed QR Code using the mobile phone by using the UCanAssess app. Please note the system will work only with this app. If you close this device or try to disconnect it your exam will get paused. You will be able to continue only once you connect and start it again.

[Back To paper](#)

**Note:** The examination system will function only when “UCanAssess app” is connected. If you close or disconnect the second device, your exam will be paused. You can resume the exam only after reconnecting and restarting the device. Make sure the required application is installed on your mobile (second device). This App cannot be run through iphone presently. The app works only on Android devices, so Device 2 must be an Android phone. If the UCanAssess app is not installed, follow the steps below:



## Centre for Distance & Online Education (CDOE)

# Central University of Himachal Pradesh

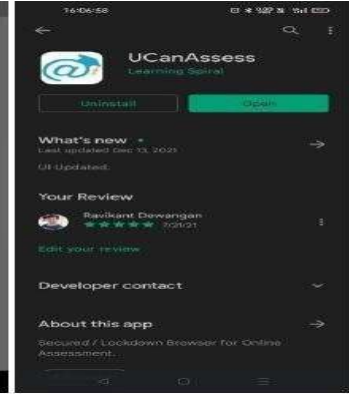
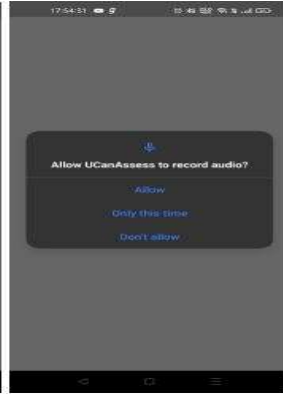
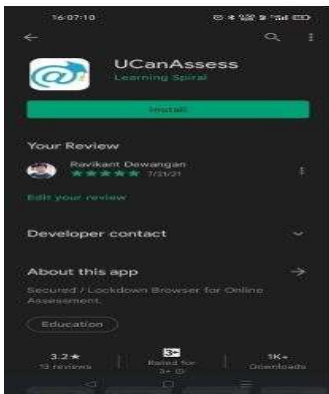
(ESTABLISHED UNDER CENTRAL UNIVERSITIES ACT 2009)

“Accredited by NAAC with A + Grade with CGPA of 3.42”

Dharamshala, Himachal Pradesh-176215 - INDIA



**Step 1:** Go to the Google Play Store and search for “UCanAssess.” Ensure the name is entered correctly. Alternatively, you can use the link below: <https://play.google.com/store/apps/details?id=com.ucanapply.ucanassess>

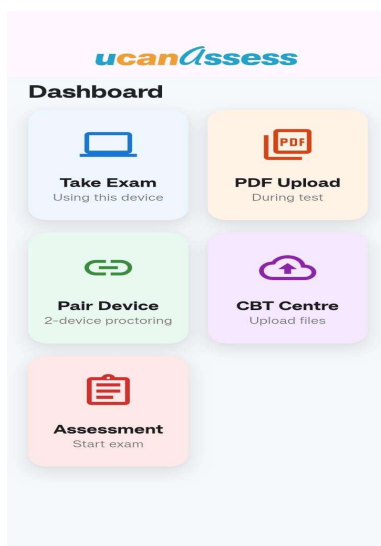


**Step 2:** Download and install the app. Grant all required permissions related to the device, camera, and files. Failure to provide these permissions may cause issues during the exam.

If any permission is missed, uninstall the app and reinstall it, ensuring all permissions are granted properly.

Step: 3

Open the application and click on “Pair Device.”





## Centre for Distance & Online Education (CDOE)

### Central University of Himachal Pradesh

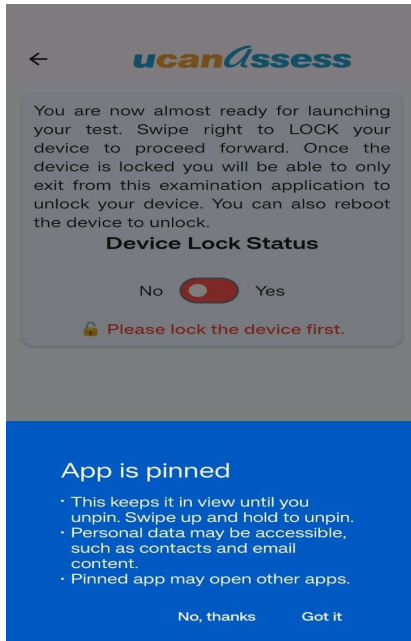
(ESTABLISHED UNDER CENTRAL UNIVERSITIES ACT 2009)

“Accredited by NAAC with A + Grade with CGPA of 3.42”

Dharamshala, Himachal Pradesh-176215 - INDIA

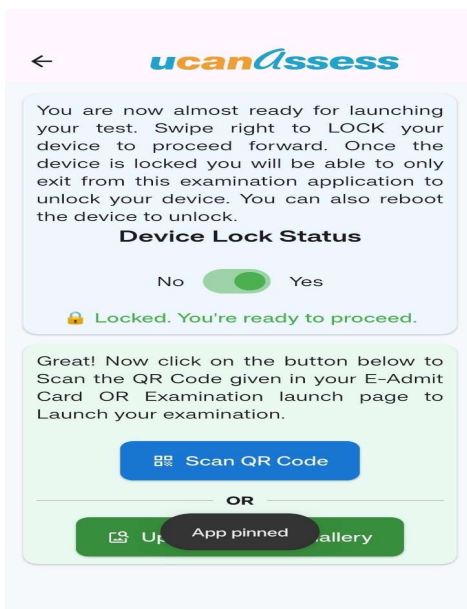


An “App Pinned” popup will appear. Click on “Got It” and then change the Device Lock Status from “No” to “Yes.”



Once the Device Lock Status is set to “Yes,” the “Scan QR Code” option will become available. Scan the QR code displayed on the first device (computer desktop / laptop).

After scanning, the front camera of the second device will be connected successfully.





## Centre for Distance & Online Education (CDOE)

# Central University of Himachal Pradesh

(ESTABLISHED UNDER CENTRAL UNIVERSITIES ACT 2009)

“Accredited by NAAC with A + Grade with CGPA of 3.42”

Dharamshala, Himachal Pradesh-176215 - INDIA




Place the second device (mobile phone) either on the left backside or right backside, as shown in the screenshot below.

**Place the second device either on the left backside or right backside as shown in the screenshot below.**


**LEFT BACKSIDE**


Place the second device on your **left backside** at a distance of **3 to 5 feet** from you.



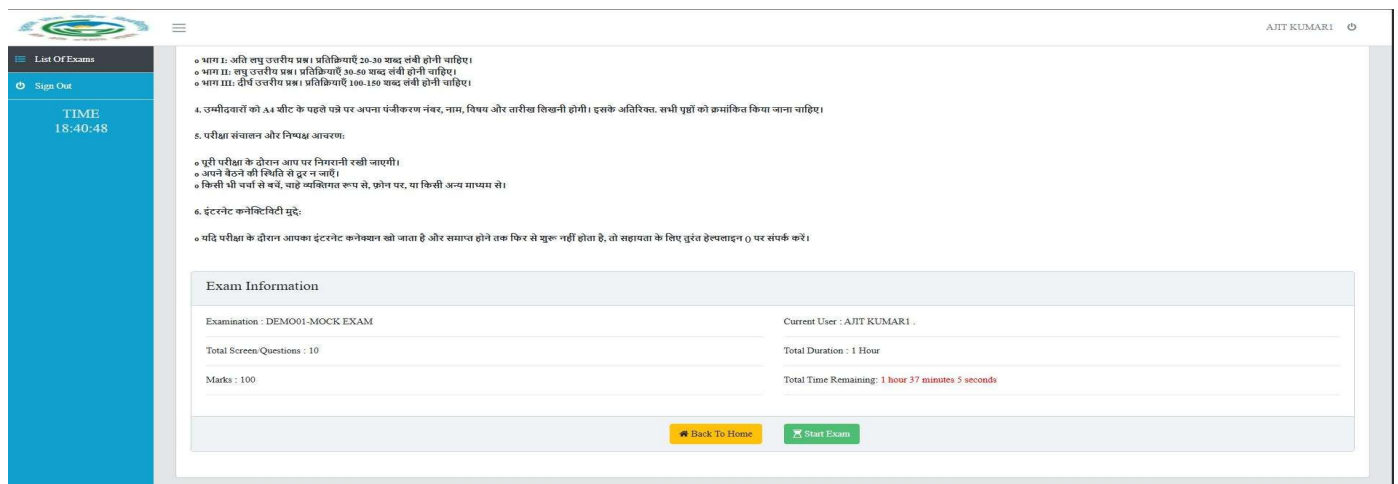
**RIGHT BACKSIDE**

Place the second device on your **right backside** at a distance of **3 to 5 feet** from you.



 **Note:** The system will work only with this App. If you close this device or try to disconnect it your exam will get paused. You will be able to continue only once you connect and start it again.

Once the setup process is completed successfully, the screen on Device one (laptop / desktop computer system) will display the “Start Exam” button, as shown in the screenshot below.



The screenshot shows the UCanAssess exam interface. On the left, there is a sidebar with 'List Of Exams' and 'Sign Out' options, and a clock showing 'TIME 18:40:48'. The main content area contains instructions in Hindi, including exam duration and rules. Below the instructions is an 'Exam Information' table:

| Exam Information               |   |
|--------------------------------|---|
| Examination : DEMO01-MOCK EXAM | Current User : AJIT KUMARI .                      |
| Total Screen/Questions : 10    | Total Duration : 1 Hour                           |
| Marks : 100                    | Total Time Remaining: 1 hour 37 minutes 5 seconds |

At the bottom of the interface, there are two buttons: 'Back To Home' and 'Start Exam'.



## Centre for Distance & Online Education (CDOE)

# Central University of Himachal Pradesh


(ESTABLISHED UNDER CENTRAL UNIVERSITIES ACT 2009)

“Accredited by NAAC with A + Grade with CGPA of 3.42”

Dharamshala, Himachal Pradesh-176215 - INDIA



By clicking on the “Start Exam” button, a “pop-up” window will appear. In this pop-up, select “Share Entire Screen” and click on “Share.” Once shared, your examination will start automatically. Your entire screen will be recorded during the examination, and all your activities and movements will be monitored throughout the exam

AJIT KUMARI

- List Of Exams
- Sign Out

**TIME**  
18:40:48

- भाग I: अति लघु उत्तरीय प्रश्न। प्रतिक्रियाएँ 20-30 शब्द लंबी होनी चाहिए।
- भाग II: लघु उत्तरीय प्रश्न। प्रतिक्रियाएँ 50-50 शब्द लंबी होनी चाहिए।
- भाग III: दीर्घ उत्तरीय प्रश्न। प्रतिक्रियाएँ 100-150 शब्द लंबी होनी चाहिए।

4. उम्मीदवारों को A4 शीट के पहले पन्ने पर अपना पंजीकरण नंबर, नाम, विषय और तारीख लिखनी होगी। इसके अतिरिक्त, सभी पृष्ठों को क्रमांकित किया जाना चाहिए।

5. परीक्षा संचालन और नियंत्रण आचरण:

- पूरी परीक्षा के दौरान आप पर निगरानी रखी जाएगी।
- अपने बैठने की स्थिति से दूर न जाएं।
- किसी भी चर्चा से बचें, चाहे व्यक्तिगत रूप से, फ़ोन पर, या किसी अन्य माध्यम से।

6. इंटरनेट कनेक्टिविटी मुद्दे:

- यदि परीक्षा के दौरान आपका इंटरनेट कनेक्शन खो जाता है और समाप्त होने तक फिर से शुरू नहीं होता है, तो सहायता के लिए तुरंत हेल्पलाइन () पर संपर्क करें।

### Exam Information

|                                |   |
|--------------------------------|---|
| Examination : DEMO01-MOCK EXAM | Current User : AJIT KUMARI .                      |
| Total Screen Questions : 10    | Total Duration : 1 Hour                           |
| Marks : 100                    | Total Time Remaining: 1 hour 37 minutes 5 seconds |

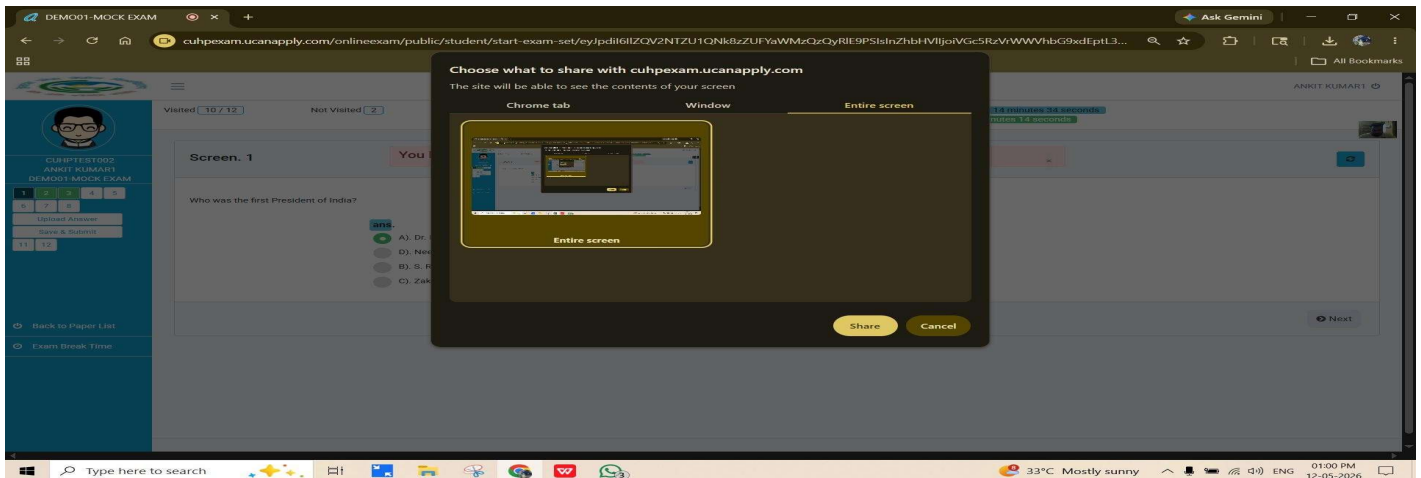
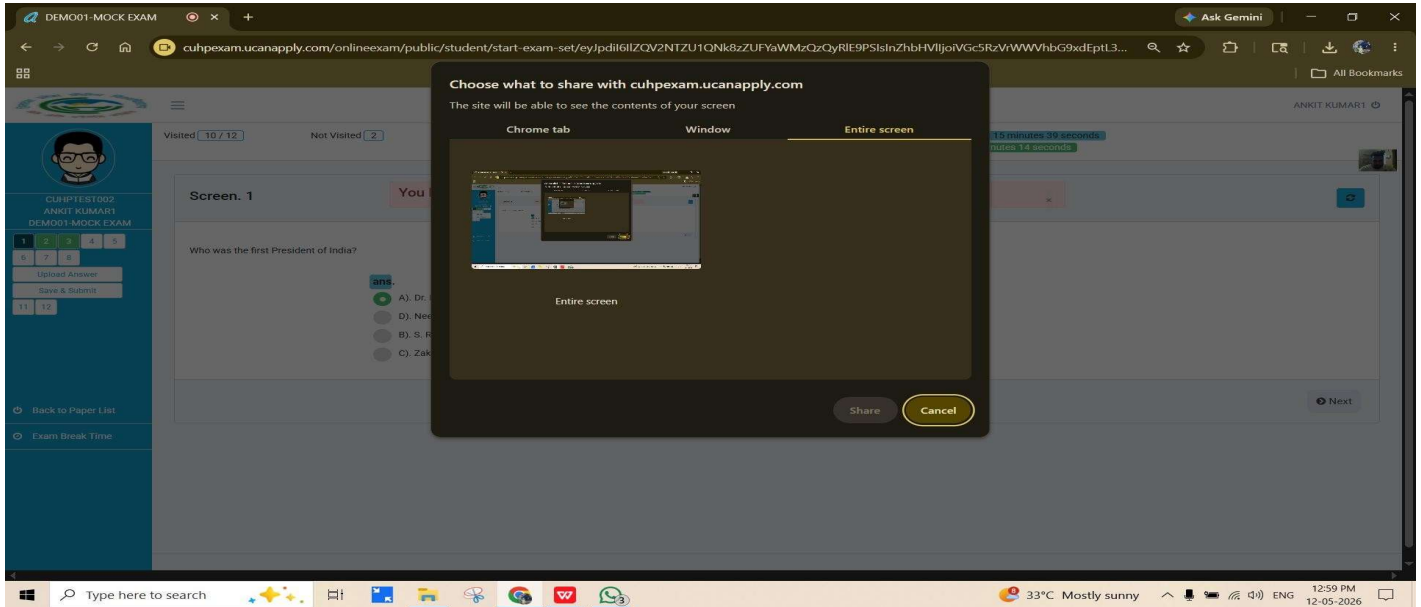
[Back To Home](#) [Start Exam](#)



**Centre for Distance & Online Education (CDOE)**  
**Central University of Himachal Pradesh**  
(ESTABLISHED UNDER CENTRAL UNIVERSITIES ACT 2009)  
“Accredited by NAAC with A + Grade with CGPA of 3.42”  
Dharamshala, Himachal Pradesh-176215 - INDIA



Please select Entire Screen from the screen-sharing options, then click the Share button.



Your exam has started. If any suspicious activity is detected, you will receive a warning by AI. This includes using a mobile phone, looking away from the screen talking to someone, the presence of another person in the room, or any other voice or activity that may be considered cheating during the exam.



## Centre for Distance & Online Education (CDOE)

### Central University of Himachal Pradesh

(ESTABLISHED UNDER CENTRAL UNIVERSITIES ACT 2009)

“Accredited by NAAC with A + Grade with CGPA of 3.42”

Dharamshala, Himachal Pradesh-176215 - INDIA



Select your answer for the objective question and proceed to the next section by clicking the 'Next' button

For subjective questions, you need to write your answer on One Side of your A4 answer sheet (white sheet) ONLY. To upload the answer sheet, click on the 'Upload Answer' button

Note:- Candidates must write their CDOE Enrolment No, Programme Name, Course Code and Date on the Top Right Side of all A4 sheets. Additionally, all pages (A4 answer sheets) must be numbered from 1, 2, 3, 4, .... And so on (maximum 40 pages single side).



## Centre for Distance & Online Education (CDOE)

### Central University of Himachal Pradesh

(ESTABLISHED UNDER CENTRAL UNIVERSITIES ACT 2009)

“Accredited by NAAC with A + Grade with CGPA of 3.42”

Dharamshala, Himachal Pradesh-176215 - INDIA



Please choose whether you want to upload an image or a PDF, select the file, and then click the Upload button.

**Note: You can upload a maximum of 40 images or 1 PDF containing up to 40 images. The image files or one PDF file of your all handwritten answers on A4 answer sheets can only be uploaded on App once you have completed your all answers i.e only when you finished your examination / all answers.**

Screen. 46

9898787867  
demo1  
MO03 (MOCK EXAM 2025)

1 2 3 4 5  
6 7 8 9 10  
11 12 13 14 15  
16 17 18 19 20  
21 22 23 24 25  
26 27 28 29 30

UPLOAD FILE

Select File Type

Image OR  PDF

Previous Next

**There is no limit of file size of images or PDF file to be uploaded on App. These files can be of any size.**

- For uploading your handwritten answer sheets on UcanAssess App, you need to disconnect your second device (mobile phone) from the UCanAssess App.
- After unpairing / disconnecting of mobile phone, scan your handwritten answer sheets with your mobile phone by using a high resolution scanning application OR you may capture images (photos) of your answer sheets by using your mobile camera.
- Then, either keep the images (photos) as such OR convert them into a single PDF file.
- Then, transfer all the images (photos) or one single PDF file to your laptop or desktop either through your e-mail or Bluetooth etc.
- Photos or PDF files created on your phone can be transferred to your laptop using a data cable. You can then select the images or PDF files from the respective folder and upload them successfully.
- After transferring, download the images or PDF file from your email on your laptop / desktop computer system.
- Once, these images or PDF file is sent to the laptop / computer system from your mobile phone, you need to connect your mobile phone again with UcanAssess App on laptop / computer system and pair your mobile phone with device 1 (laptop/computer) by following the same steps which were followed by you in the beginning.



## Centre for Distance & Online Education (CDOE)

# Central University of Himachal Pradesh

(ESTABLISHED UNDER CENTRAL UNIVERSITIES ACT 2009)

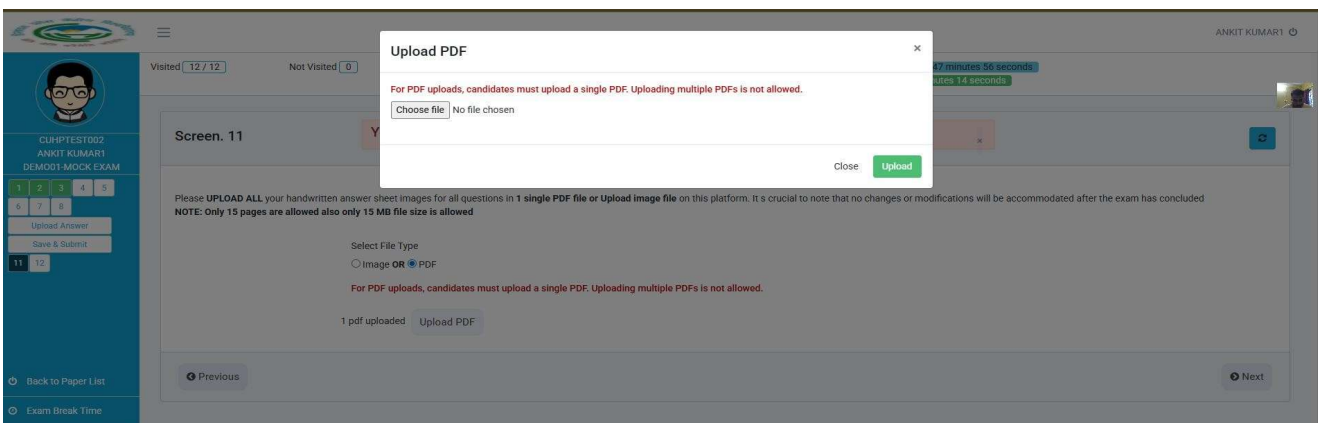
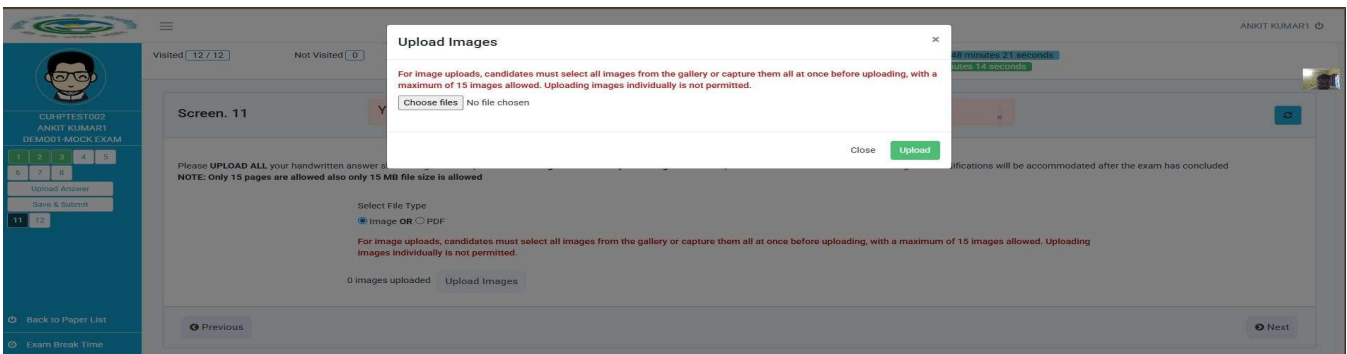
“Accredited by NAAC with A + Grade with CGPA of 3.42”

Dharamshala, Himachal Pradesh-176215 - INDIA



- After pairing / connecting of first and second device, you need to start the exam again as mentioned earlier and then **ONLY** you can upload the PDF file or all the images (in one single time by selecting all images) of your handwritten A4 answer sheet by using the “Choose File” option provided for Image or PDF upload.

Note: You cannot upload the images or PDF file of your answersheet until you have not connected or paired your second device (mobile phone) with the computer system / laptop and have not started the exam again.





**Centre for Distance & Online Education (CDOE)**  
**Central University of Himachal Pradesh**  
(ESTABLISHED UNDER CENTRAL UNIVERSITIES ACT 2009)  
“Accredited by NAAC with A + Grade with CGPA of 3.42”  
Dharamshala, Himachal Pradesh-176215 - INDIA

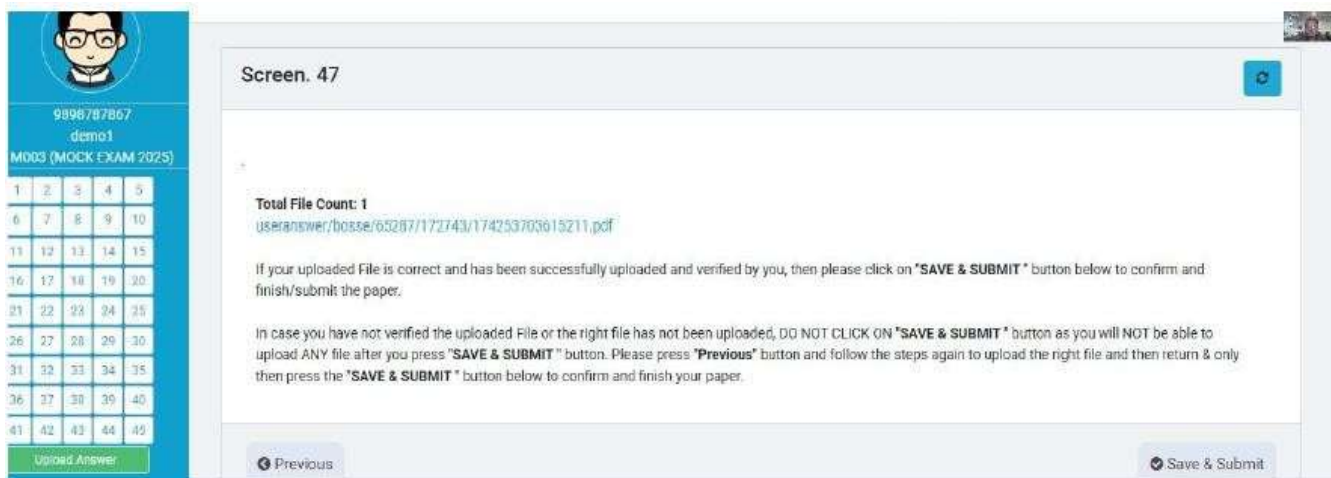


The answer sheet has been uploaded as images.

After uploading the file, click on the next button



The answer sheet has been uploaded as single PDF.



Please click the **Save and Submit** button. Your exam has now been successfully completed.



Centre for Distance & Online Education (CDOE)

Central University of Himachal Pradesh

(ESTABLISHED UNDER CENTRAL UNIVERSITIES ACT 2009)

“Accredited by NAAC with A + Grade with CGPA of 3.42”

Dharamshala, Himachal Pradesh-176215 - INDIA



The screenshot shows a confirmation page with a large green checkmark icon and the text "Your paper has been successfully submitted." Below this is an "Exam Information" table with the following details:

| Exam Information                   |                      |
|------------------------------------|----------------------|
| Paper Name: MS0252-Mock: October 2 | Student Name: demo43 |
| Exam Date: 2025-10-04              | UID: 447452          |
| Registration No: 78598661255       |                      |

A "Back To Home" button is located at the bottom of the information box. The left sidebar shows "Answer File Upload", "Sign Out", and a timer at "TIME 12:33:41".

## HOW TO GO FOR TOILET BREAK

Toilet or other short breaks will be allowed during the entire duration of the test. Students are advised not to spend more than 15 minutes in total for bio breaks throughout the examination. A maximum of 4 toilet breaks shall be allowed with maximum duration of 15 minutes. Students are also advised to keep water with them, if required.

To take a bio-break, students must click on the “Exam Break Time” option. A confirmation “pop-up” will appear on the screen, as shown in the screen mentioned below. After confirming, the student will be redirected to the dashboard.

The screenshot shows the exam interface with a warning message: "You have moved 40 times from the Test window. You are not allowed to do this." Below the message, it says "Screen. 12". The interface includes a top navigation bar with "Visted 12/12", "Not Visited 0", "Attempted 4/12", "Review 0", "UID: 1231678", "Time Left: 5 hours 46 minutes 41 seconds", and "Grace Time: 59 minutes 14 seconds". The left sidebar shows "CUHPTEST002 ANKIT KUMAR DEMO01-MOCK EXAM" and a list of questions (1-12). The "Exam Break Time" option is highlighted with a red arrow. The main content area displays system-generated details for the uploaded PDF file, including the file count and a warning not to click "SAVE & SUBMIT" until the file is verified.



# Centre for Distance & Online Education (CDOE)

## Central University of Himachal Pradesh

(ESTABLISHED UNDER CENTRAL UNIVERSITIES ACT 2009)

“Accredited by NAAC with A + Grade with CGPA of 3.42”

Dharamshala, Himachal Pradesh-176215 - INDIA



The screenshot shows an online exam interface. On the left, there is a sidebar with a user profile for ANKIT KUMARI and a question list. The main area displays a question: "Who was the first President of India?" with four options: A) Dr. Rajendra Prasad, B) S. Radhakrishnan, C) Zakir Husain, and D) Neelam Sanjiva Reddy. A dialog box titled "Exam Confirmation" is open, asking "Are you sure you want to exam break?" with "Cancel" and "Yes" buttons. The interface also shows a timer for 5 hours 43 minutes 14 seconds and a "Next" button.

The screenshot shows a technical requirements page for an online exam. The page is titled "Sign Out" and "TIME 13:38:38". It lists the following requirements:

- Webcam:** Functional, minimum resolution 640x480 pixels
- Microphone:** Clear and functional (Headphones/Earphones are not allowed)
- Processor:** Intel Core i3 or equivalent and above
- RAM:** Minimum 4 GB (8 GB recommended)
- Storage:** At least 500 MB of free space
- Internet:** Stable connection with 2-8 Mbps upload/download speed (wired connection preferred)
- VPN/Proxy:** Must be disabled
- Firewall/Antivirus:** Should not block the exam portal

Second Device: Mobile(Android)

**Operating System:** Android 10.0 or above

**Processor:** Octa-core (e.g., Snapdragon 600 series or higher)

**RAM:** Minimum 4 GB or above

**Storage:** At least 500 MB of free space

**Camera:** Front camera required

**Internet:** Minimum 2-8 Mbps (Wi-Fi preferred over mobile data)

**Additional Environment Requirements**

- Ensure you are in a well-lit, quiet, and distraction-free room.
- No background disturbances should be present during the exam.

I agree and declare that I fulfill all the technical requirements( OS / internet speed / stable connection / uninterrupted power supply etc for taking this Test)

**Upcoming Schedule**

|   |
|---|
| DEMO01 - MOCK EXAM ( 09-05-2026 : 01:00 PM - 05:00 PM ) |
| DEMO02 - MOCK EXAM ( 12-05-2026 : 10:00 AM - 05:00 PM ) |

Candidates are advised to keep bio-break durations to a minimum. Excessive or frequent breaks may be flagged for review by the examination team/ invigilators.

AI-generated warnings during the examination will not automatically disqualify a candidate. However, repeated suspicious activities or multiple warnings may be reviewed by the examination team/online invigilators for further action.

In case of any technical issues, please contact the **Technical Helpline** at **01141170360**.



## Centre for Distance & Online Education (CDOE)

### Central University of Himachal Pradesh

(ESTABLISHED UNDER CENTRAL UNIVERSITIES ACT 2009)

“Accredited by NAAC with A + Grade with CGPA of 3.42”

Dharamshala, Himachal Pradesh-176215 - INDIA



### Certain Common Queries:

- a. What will happen if my Device 2 (mobile phone) gets disconnected for any reason?



If Device 2 gets disconnected during the examination, your test will be paused temporarily. This will not result in automatic cancellation of the examination. You will be able to resume the test only after Device 2 is successfully paired again by you by following same previous steps.

In such a case, Device 1 will display a prompt asking you to pair Device 2 again. Click on **“Click to Pair Second Device”** and follow the same pairing process that you completed at the beginning of the examination.

Please note that all such incidents are recorded by the system. Repeated disconnections or unnecessary delays in reconnecting Device 2 may be flagged for review. The Invigilator may contact or warn you, and if any suspicious activity is observed, the examination may be stopped or cancelled permanently.



## Centre for Distance & Online Education (CDOE)

### Central University of Himachal Pradesh

(ESTABLISHED UNDER CENTRAL UNIVERSITIES ACT 2009)

“Accredited by NAAC with A + Grade with CGPA of 3.42”

Dharamshala, Himachal Pradesh-176215 - INDIA



#### b. What will happen if I accidentally deny camera permission?

If camera permission is denied by mistake in your browser, you will need to clear the browser permissions/settings because the browser stores the previous selection in its history.

Clear All Site Permissions in Chrome by following below mentioned steps:

1. Open Chrome.
2. Go to:  
Chrome Settings –Privacy & Security - Site Settings
3. Scroll down and open:
  1. Camera
  2. Microphone
  3. Notifications
  4. Pop-ups and redirects
  5. Additional permissions
4. Remove blocked or allowed sites manually.

After clearing the permission settings, reopen the examination portal and attempt the test again. The system will prompt you once more to allow camera access. Please ensure that camera permission is allowed this time to continue with the examination.

---

#### c. What will happen if Device 1 gets disconnected during the examination? Will my test be cancelled?

If Device 1 (laptop / computer system) gets disconnected temporarily due to internet or system issues, reconnect immediately and log in again. The system may ask you to repeat the verification process before resuming the examination.

Your previously saved answers will remain save in the system and your examination will not be cancelled automatically.

---



## Centre for Distance & Online Education (CDOE)

### Central University of Himachal Pradesh

(ESTABLISHED UNDER CENTRAL UNIVERSITIES ACT 2009)

“Accredited by NAAC with A + Grade with CGPA of 3.42”

Dharamshala, Himachal Pradesh-176215 - INDIA



d. Where can I find the Username and Password for login?

Your login credentials will be sent to your registered email address and registered mobile number. Please enter the Username (CDOE Enrolment Number) and Password carefully without any typing mistakes while logging in to the examination portal / UCanAssess App.

e. When I try to log into the test/Exam on Device 1 (laptop/computer system), I get the error shown below. What should I do?



The test cannot be opened in multiple browser windows or tabs simultaneously. Please ensure that all other browser tabs and windows are completely closed before attempting the login process again on Device 1.

f. I am not able to proceed beyond the “Camera Check” on Device 1. The screen displays an error as shown below. What should I do?

This issue may occur due to any of the following reasons:

The candidate’s camera is currently being used by another application such as **Zoom, Google Meet, Microsoft Teams, etc.**

An antivirus or security software installed on the system is restricting camera access. The candidate’s camera, camera driver, or related hardware/software is not functioning properly.

**To resolve these issues, the candidate should: Close all applications that may be using the camera. Temporarily disable any antivirus or security software restricting camera access.**

Log out from the online examination portal / UCanAssess App. Log in again and repeat the verification and camera check process again.



## Centre for Distance & Online Education (CDOE)

### Central University of Himachal Pradesh

(ESTABLISHED UNDER CENTRAL UNIVERSITIES ACT 2009)

“Accredited by NAAC with A + Grade with CGPA of 3.42”

Dharamshala, Himachal Pradesh-176215 - INDIA



g. While performing the Camera Check process, I receive the following error: What should I do?

**“There was an error while uploading your photo. The difference between the time and current time is too large.”**

This error occurs when the system date, time, or time zone on your device is incorrect. This issue is more commonly seen on PCs or laptops.

#### **To resolve the issue:**

Set the correct **Time Zone** to **India Standard Time (IST)**.

Enable **Automatic Date & Time** or **Auto Sync Time** in your system settings.

Restart the browser if required and attempt the process again.

**Thank you and Best of Luck!**